

Subject #2: Composition and Communication

Project #34: What Does a Dolch Word Look Like? (in KidPix) Have students type three or four of their site/spelling words into KidPix. Create a quasi-sentence, filling in the missing nouns, verbs, etc., with stamps from KidPix toolbars.

Higher-order thinking skills	Technology-specific:	Subject Area/ Learning-specific	Standard: NETS-S
Analyzing Applying	Formatting text, multimed communication, format pictures	Spelling, grammar, communication	2.b, 4.c

Grade level: K-2

Prior knowledge: Project 1 and 2 (KidPix Basx I and II)


Time required: 30 minutes

Software required: KidPix

Vocabulary: Dolch, high-frequency, sight words, stamps, toolbar, multimedia, multiple intelligences,

Lesson Description

- This project covers two critical learning issues: 1) students learn in different ways, and 2) there's a list of words that appear over and over in what children hear and see. They're worth learning.
- Referred to as Multiple Intelligences, and popularized by **Howard Gardner, Multiple Intelligences are seven different ways to teach children and adults. The ones we'll pay attention to in this lesson are text, color an pictures.**
- The most common words in the English language—called Dolch words, high-frequency words or sight words (because they aren't phonetic; you just have to recognize them)—account for an amazing amount of words in children's literature. According to the National Literacy Strategy; "these words play an important part in holding together the general coherence of texts..." According to




Robert Hillerich, "Just three words *I, and, the* account for ten percent of all words in printed English."

- In a nutshell: The main reason for knowing Dolch words is you will see them again and again.

Computer Activity

- Collect grade-level Dolch/high-frequency words (see list below).
- Put several together in a sentence.
- Have students open KidPix. Use the

ABC  text tool to write these words. Use caps lock for younger with no emphasis on grammar. Have the older learners capitalize the first letter of the sentence and add a period at the end.



- Discuss how this is good grammar.
- Have students add stamps, stickers or the spray can to enhance the sentence's meaning with pictures, colors, movement of their choice.

Extensions

- Instead of creating a sentence, use words that are opposites, i.e., up and

- down, in and out. Incorporate discovery into this lesson by asking students what they think goes up and down. What goes in and out? The two examples in this project, I got from students. Have them draw a picture of something going up and down (see inset).

- Choose words with similar beginning sounds, vowel sounds or endings.


Troubleshooting Tips

- *Students can't relate the words to events (Help them by discussing what goes up and down, in and out, over and under. Help them see the word as a symbolic representation of an action.)*

List of Dolch words (High-frequency words are slightly different)

<u>Pre-K</u>	<u>Kindergarten</u>	<u>First</u>	<u>Second</u>	<u>Third</u>
a, and, away, big, blue, can, come, down, find, for, funny, go, help, here, I, in, is, it, jump, little, look, make, me, my, not, one, play, red, run, said, see, the, three, to, two, up, we, where, yellow, you	all, am, are, at, ate, be, black, brown, but, came, did, do, eat, four, get, good, have, he, into, like, must, new, no, now, on, our, out, please, pretty, ran, ride, saw, say, she, so, soon, that, there, they, this, too, under, want, was, well, went, what, white, who, will, with, yes	after, again, an, any, as, ask, by, could, every, fly, from, give, giving, had, has, her, him, his, how, just, know, let, live, may, of, old, once, open, over, put, round, some, stop, take, thank, them, then, think, walk, were, when	always, around, because, been, before, best, both, buy, call, cold, does, don't, fast, first, five, found, gave, goes, green, its, made, many, off, or, pull, read, right, sing, sit, sleep, tell, their, these, those, upon, us, use, very, wash, which, why, wish, work, would, write, your	about, better, bring, carry, clean, cut, done, draw, drink, eight, fall, far, full, got, grow, hold, hot, hurt, if, keep, kind, laugh, light, long, much, myself, never, only, own, pick, seven, shall, show, six, small, start, ten, today, together, try, warm

Sites for Dolch and High-Frequency Words



High-frequency words, with games to reinforce their use

http://www.sadlier-oxford.com/phonics/grade_k_1/high_fre/hifreq1.htm

The 1200 most frequently-used words, from #1 (the) to #1200 (recommend)

http://school.elpis.k12.mi.us/donley/classrooms/berry/sitton_spelling_activities/4thgrade_spelling/sitton_word_list.htm

High-frequency word games and activities:

<http://www.gamequarium.com/readquarium/highfreq.html>

High Frequency Words Hangman

<http://www.manythings.org/hmf/8993.html>